

## Declaration of Conformity

In Accordance with ANSI/ISEA 125-2014 and ANSI/ASSP Z359.7-2019

Declaration #: DOC-UFS390006

Declaration Date: 10/12/2023

Item #: UFS390006

**Description:** KStrong® Micron™ 6 ft. Arc Flash Rated SRL with Steel Snap Hook (ANSI) -  
Harness Connector Included

**Brand Name:** KStrong

**Manufacturer:** KStrong

**Address:** 150 N. Radnor Chester Road, Suite F200, Radnor, PA 19087

**Additional Items Conforming  
Under this Declaration (If Applicable):**

KStrong declares that the product(s) listed above is in conformity with the requirements of the following performance standard(s):

### ANSI Z359.14-2021 Class 1, ASTM F887-20

Conformity Assessment Method in accordance with ANSI/ISEA 125-2014



**Level 1:**

KStrong Lab Outside the Scope of ISO/IEC Standard 17025:2017



**Level 2:**

KStrong Lab Within the Scope of ISO/IEC Standard 17025:2017




**Level 3:**

Independent 3rd Party Lab accredited to ISO/IEC Standard 17025:2017

**Supporting Documentation:** KS-Test-UFS390006.pdf

This Certificate is a guarantee that the above standard(s) was met by the requirements of such standard. Testing was performed under normal operation mode. The results of testing apply only to the particular sample tested and the specific test carried out. This Certificate is only issued for products which have passed the testing requirements of listed standard(s).

Authorized Signature:



John H. Kemp Jr.  
President - KStrong

ISO 17025 Accredited Test Laboratory

**intertek**  
Total Quality. Assured.



Intertek Testing Services NA, Inc.  
3933 US Rt. 11  
Cortland, NY 13045  
Tel: 1 607-753-6711  
www.intertek.com

Accrediting Agency



A2LA  
5202 Presidents Court, Ste 220  
Frederick, MD 21703  
Tel: 301.644.3248  
info@A2LA.org

# Test Verification of Conformity

Verification Number: 105605182CRT-002

On the basis of the referenced test report(s), sample(s) of the below product have been found to comply with the harmonized standards and Directives listed on this verification at the time the tests were carried out. Other standards and Directives may be relevant to the product. This verification is part of the full test report(s) and should be read in conjunction with it(them).

Applicant Name & Address: KStrong INC  
150 N. Radnor Chester Rd.  
Suite F200  
Radnor, PA 19087  
USA

Product Description: Self-Retracting Device

Models/Type References: UFS390006, UFS390006D, UFS396006D, UFS396006, UFS394006, UFS394006D

Brand Name: KStrong INC.

Relevant Standards: ASTM F887-20 EAL for Arc Exposed Drops / ANSI/ASSP Z359.14 – 2021 Ed.

Verification Issuing Office Name & Address: Intertek Testing Services NA, Inc.  
3933 US Rt-11  
Cortland, NY 13045  
USA

Date of Tests: 09/19/2023

Test Report Number(s): 105605182CRT-001

Signature:



Name:

**Matthew Stevens**

Position:

**Team Leader**

Date:

**10/12/2023**



This Verification is for the exclusive use of Intertek's client and is provided pursuant to the agreement between Intertek and its Client. Intertek's responsibility and liability are limited to the terms and conditions of the agreement. Intertek assumes no liability to any party, other than to the Client in accordance with the agreement, for any loss, expense or damage occasioned by the use of this Verification. Only the Client is authorized to permit copying or distribution of this Verification. Any use of the Intertek name or one of its marks for the sale or advertisement of the tested material, product or service must first be approved in writing by Intertek. The observations and test/inspection results referenced in this Verification are relevant only to the sample tested/inspected. This Verification by itself does not imply that the material, product, or service is or has ever been under an Intertek certification program.

# KSTRONG INC.

# TEST REPORT

**SCOPE OF WORKS**

ASTM F887-20 EAL for Arc Exposed Drops/ ANSI Z359.14-2021

**REPORT NUMBER**

105605182CRT-001

**ORIGINAL REPORT NUMBER**

105579824CRT-001

**ISSUE DATE**

October 12, 2023

**PAGES**

5

**DOCUMENT CONTROL NUMBER**

GFT-OP-10a (6-March-2017)

© 2017 INTERTEK





Total Quality. Assured.

3933 US Route 11  
Cortland, New York ,USA  
13045

**TEST REPORT FOR KSTRONG INC.**

Report No.: 105605182CRT-001

Date: October 12, 2023

Telephone: 607-758-6246

Facsimile: None

www.intertek.com

KStrong Inc.  
150 N. Radnor Chester Rd. Suite F200  
Radnor, PA 19087  
USA

**Report Number**.....: 105605182CRT-001

**Signed Quote Number**.....: Qu-01396192

**PO Number**.....: N/A

**Name of Testing Laboratory**  
**Preparing the Report** .....: Intertek Testing Services NA Inc.

**Test Specification:**

**Standard**.....: ASTM F887-20/ANSI Z359.14-2021

**Date(s) of Testing**.....: 09/19/2023

**Product Description:**

**Product Type:** .....: Self-Retracting Device

**Brand Name:** .....: Kstong

**Model Number(s):** .....: UFS390006, UFS390006D, UFS396006D, UFS396006,  
UFS394006, UFS394006D

**Date(s) Samples Received** .....: 09/11/2023

---

This report is for the exclusive use of Intertek's Client and is provided pursuant to the agreement between Intertek and its Client. Intertek's responsibility and liability are limited to the terms and conditions of the agreement. Intertek assumes no liability to any party, other than to the Client in accordance with the agreement, for any loss, expense or damage occasioned by the use of this report. Only the Client is authorized to permit copying or distribution of this report and then only in its entirety. Any use of the Intertek name or one of its marks for the sale or advertisement of the tested material, product or service must first be approved in writing by Intertek. The observations and test results in this report are relevant only to the sample tested. This report by itself does not imply that the material, product, or service is or has ever been under an Intertek certification program.

Date: October 12, 2023



**SECTION 1**

**SUMMARY OF TESTING**

TESTS COMPLETED	ASTM F887 – 2020/ ANSI Z359.14-2021	STATUS
Dynamic Performance Post Arc Flash	25.5	PASS

**SECTION 2**

This test report concludes the work anticipated in the testing phase of your project. If there are any questions regarding this report please contact the undersigned at 607-753-6711.

<b>WRITTEN BY:</b>	Alex Smith	<b>REVIEWED BY:</b>	Matthew Stevens
<b>TITLE:</b>	Technician	<b>TITLE:</b>	Team Leader
<b>SIGNATURE:</b>		<b>SIGNATURE</b>	
<b>DATE</b>	10/12/2023	<b>DATE:</b>	10/12/2023

Please see attached test data for details.

Date: October 12, 2023

Section	Requirement	Results	Compliance																														
25.6	<p><b>Dynamic performance Ambient Dry</b></p> <ol style="list-style-type: none"> <li>connect 310 lb. weight</li> <li>extract enough line for a 36-inch free fall per Fig 10 in Test Standard.</li> <li>release the test weight</li> <li>Max Arrest distance shall not exceed 42 inches.</li> </ol>	<table border="1"> <thead> <tr> <th></th> <th>Sample: 1 Housing 1</th> <th>Sample: 2 Housing 2</th> </tr> </thead> <tbody> <tr> <td>Conditioning in: (Ambient)</td> <td></td> <td></td> </tr> <tr> <td>SN or ID:</td> <td>A</td> <td>B</td> </tr> <tr> <td>Lock function shall operate per 3.3.1.1</td> <td>YES</td> <td>YES</td> </tr> <tr> <td>Visual indicator shall activate</td> <td>YES</td> <td>YES</td> </tr> <tr> <td>Max. Arrest Force: (lbs.) Class 1 &amp; 2 &lt; 1,800 lbs.</td> <td>1334</td> <td>1128</td> </tr> <tr> <td>Avg Arrest Force (lbs.): Class 1 &amp; 2 &lt; 1,575 lbs.</td> <td>848</td> <td>789</td> </tr> <tr> <td>Distance Initial (in): D1</td> <td>75</td> <td>75</td> </tr> <tr> <td>Distance Final (in): D2</td> <td>88-1/2"</td> <td>90-1/2"</td> </tr> <tr> <td>Arrest Distance (in): D2-D1 Class 1&amp;2 &lt; 42-inches</td> <td>13-1/2"</td> <td>15-1/2"</td> </tr> </tbody> </table>		Sample: 1 Housing 1	Sample: 2 Housing 2	Conditioning in: (Ambient)			SN or ID:	A	B	Lock function shall operate per 3.3.1.1	YES	YES	Visual indicator shall activate	YES	YES	Max. Arrest Force: (lbs.) Class 1 & 2 < 1,800 lbs.	1334	1128	Avg Arrest Force (lbs.): Class 1 & 2 < 1,575 lbs.	848	789	Distance Initial (in): D1	75	75	Distance Final (in): D2	88-1/2"	90-1/2"	Arrest Distance (in): D2-D1 Class 1&2 < 42-inches	13-1/2"	15-1/2"	Pass
	Sample: 1 Housing 1	Sample: 2 Housing 2																															
Conditioning in: (Ambient)																																	
SN or ID:	A	B																															
Lock function shall operate per 3.3.1.1	YES	YES																															
Visual indicator shall activate	YES	YES																															
Max. Arrest Force: (lbs.) Class 1 & 2 < 1,800 lbs.	1334	1128																															
Avg Arrest Force (lbs.): Class 1 & 2 < 1,575 lbs.	848	789																															
Distance Initial (in): D1	75	75																															
Distance Final (in): D2	88-1/2"	90-1/2"																															
Arrest Distance (in): D2-D1 Class 1&2 < 42-inches	13-1/2"	15-1/2"																															

Section	Requirement	Results	Compliance																						
25.6	<p><b>Dynamic performance Ambient Dry –</b></p> <ol style="list-style-type: none"> <li>connect 310 lb. weight</li> <li>extract enough line for a 36-inch free fall per Fig 10 in Test Standard.</li> <li>release the test weight</li> <li>Max Arrest distance shall not exceed 42 inches.</li> </ol>	<table border="1"> <thead> <tr> <th></th> <th>Sample: Snap hook 1</th> </tr> </thead> <tbody> <tr> <td>Conditioning in: (Ambient)</td> <td></td> </tr> <tr> <td>SN or ID:</td> <td>A</td> </tr> <tr> <td>Payout and retract the line per 3.3.1.2 following test</td> <td>YES</td> </tr> <tr> <td>Lock function shall operate per 3.3.1.1</td> <td>YES</td> </tr> <tr> <td>Visual indicator shall activate</td> <td>YES</td> </tr> <tr> <td>Max. Arrest Force: (lbs.) Class 1 &amp; 2 &lt; 1,800 lbs.</td> <td>1161</td> </tr> <tr> <td>Avg Arrest Force (lbs.): Class 1 &amp; 2 &lt; 1,575 lbs.</td> <td>753</td> </tr> <tr> <td>Distance Initial (in): D1</td> <td>75</td> </tr> <tr> <td>Distance Final (in): D2</td> <td>89-1/4"</td> </tr> <tr> <td>Arrest Distance (in): D2-D1 Class 1&amp;2 &lt; 42-inches</td> <td>14.25</td> </tr> </tbody> </table>		Sample: Snap hook 1	Conditioning in: (Ambient)		SN or ID:	A	Payout and retract the line per 3.3.1.2 following test	YES	Lock function shall operate per 3.3.1.1	YES	Visual indicator shall activate	YES	Max. Arrest Force: (lbs.) Class 1 & 2 < 1,800 lbs.	1161	Avg Arrest Force (lbs.): Class 1 & 2 < 1,575 lbs.	753	Distance Initial (in): D1	75	Distance Final (in): D2	89-1/4"	Arrest Distance (in): D2-D1 Class 1&2 < 42-inches	14.25	PASS
	Sample: Snap hook 1																								
Conditioning in: (Ambient)																									
SN or ID:	A																								
Payout and retract the line per 3.3.1.2 following test	YES																								
Lock function shall operate per 3.3.1.1	YES																								
Visual indicator shall activate	YES																								
Max. Arrest Force: (lbs.) Class 1 & 2 < 1,800 lbs.	1161																								
Avg Arrest Force (lbs.): Class 1 & 2 < 1,575 lbs.	753																								
Distance Initial (in): D1	75																								
Distance Final (in): D2	89-1/4"																								
Arrest Distance (in): D2-D1 Class 1&2 < 42-inches	14.25																								

**SECTION 3**

**REVISION HISTORY**

REPORT NUMBER	DATE OF REVISION	DESCRIPTION OF CHANGE:	PROJECT OWNER	REVIEWED BY
105579824CRT-001a	09/19/2023	Original Report	Alex Smith	Matthew Stevens
105579824CRT-001	09/26/2023	Removed extra sample tested	Alex Smith	Matthew Stevens
105605182CRT-001	10/12/2023	Report Extension	Alex Smith	Matthew Stevens
105605182CRT-001	10/16/2023	Added Sample Photo	Alex Smith	Matthew Stevens

Photograph(s):

