

## Declaration of Conformity

In Accordance with ANSI/ISEA 125-2014 and ANSI/ASSP Z359.7-2019

Declaration #: DOC-UFS359206D

Declaration Date: 12/01/2023

Item #: UFS359206D

**Description:** KStrong® BRUTE™ Dual 9 ft. SRL with Hi-Abrasion Resistant Webbing, Forged Rebar Hooks and dorsal connector (ANSI)

**Brand Name:** KStrong

**Manufacturer:** KStrong

**Address:** 150 N. Radnor Chester Road, Suite F200, Radnor, PA 19087

**Additional Items Conforming  
Under this Declaration (If Applicable):**

KStrong declares that the product(s) listed above is in conformity with the requirements of the following performance standard(s):

### ANSI Z359.14-2021 Class 1

Conformity Assessment Method in accordance with ANSI/ISEA 125-2014



**Level 1:**

KStrong Lab Outside the Scope of ISO/IEC Standard 17025:2017



**Level 2:**

KStrong Lab Within the Scope of ISO/IEC Standard 17025:2017




**Level 3:**

Independent 3rd Party Lab accredited to ISO/IEC Standard 17025:2017

**Supporting Documentation:** KS-Test-UFS359206D.pdf

This Certificate is a guarantee that the above standard(s) was met by the requirements of such standard. Testing was performed under normal operation mode. The results of testing apply only to the particular sample tested and the specific test carried out. This Certificate is only issued for products which have passed the testing requirements of listed standard(s).

**Authorized Signature:**



John H. Kemp Jr.  
President - KStrong

ISO 17025 Accredited Test Laboratory



**Intertek Testing Services NA, Inc.**  
3933 US Rt. 11  
Cortland, NY 13045  
Tel: 1 607-753-6711  
www.intertek.com

Accrediting Agency



**A2LA**  
5202 Presidents Court, Ste 220  
Frederick, MD 21703  
Tel: 301.644.3248  
info@A2LA.org

# Test Verification of Conformity

Verification Number: 105631069CRT-002

On the basis of the referenced test report(s), sample(s) of the below product have been found to comply with the harmonized standards and Directives listed on this verification at the time the tests were carried out. Other standards and Directives may be relevant to the product. This verification is part of the full test report(s) and should be read in conjunction with it(them).

Applicant Name & Address: KStrong INC  
150 N. Radnor Chester Rd.  
Suite F200  
Radnor, PA 19087  
USA

Product Description: Self-Retracting Device

Models/Type References: UFS359506D, UFS389006D, UFS389006DA, UFS359206D

Brand Name: KStrong INC.

Relevant Standards: ANSI Z359.14-2021

Verification Issuing Office Name & Address: Intertek Testing Services NA, Inc.  
3933 US Rt-11  
Cortland, NY 13045  
USA

Date of Tests: 06/13/2023 – 06/14/2023

Test Report Number(s): 105631069CRT-001

Signature:



Name:

**Matthew Stevens**

Position:

**Team Leader**

Date:

**12/01/2023**



This Verification is for the exclusive use of Intertek's client and is provided pursuant to the agreement between Intertek and its Client. Intertek's responsibility and liability are limited to the terms and conditions of the agreement. Intertek assumes no liability to any party, other than to the Client in accordance with the agreement, for any loss, expense or damage occasioned by the use of this Verification. Only the Client is authorized to permit copying or distribution of this Verification. Any use of the Intertek name or one of its marks for the sale or advertisement of the tested material, product or service must first be approved in writing by Intertek. The observations and test/inspection results referenced in this Verification are relevant only to the sample tested/inspected. This Verification by itself does not imply that the material, product, or service is or has ever been under an Intertek certification program.

# KSTRONG INC.

## TEST REPORT

**SCOPE OF WORKS**

ANSI/ASSP Z359.14-2021 – SELF RETRACTING DEVICES

**REPORT NUMBER**

105631069CRT-001

**ORIGINAL REPORT NUMBER**

105467922CRT-002

**ISSUE DATE**

December 1, 2023

**PAGES**

6

**DOCUMENT CONTROL NUMBER**

GFT-OP-10a (6-March-2017)

© 2017 INTERTEK





Total Quality. Assured.

## TEST REPORT FOR KSTRONG INC

Report No.: 105631069CRT-001

Date: December 1, 2023

Address

3933 US rt. 11 Cortland, NY  
13045

Telephone: 607-758-6246

www.intertek.com

KSTRONG INC. 150 N. Radnor Chester Rd. Suite F200 Radnor, PA 19087 USA	
Report Number..... :	105631069CRT-001
Signed Quote Number..... :	Qu-01400869
PO Number..... :	N/A
Name of Testing Laboratory Preparing the Report..... :	Intertek Testing Services NA Inc.
Test Specification:	
Standard..... :	ANSI/ASSP Z359.14-2021
Date(s) of Testing..... :	6/13/23 – 6/14/23
Product Description:	
Product Type: .....	Self-Retracting Device
Brand Name:..... :	KStrong
Model Number(s):..... :	UFS359506D, UFS389006D, UFS389006DA, UFS359206D
Model Share:..... :	N/A
Dates Samples Received:	6/2/23

This report is for the exclusive use of Intertek's Client and is provided pursuant to the agreement between Intertek and its Client. Intertek's responsibility and liability are limited to the terms and conditions of the agreement. Intertek assumes no liability to any party, other than to the Client in accordance with the agreement, for any loss, expense or damage occasioned by the use of this report. Only the Client is authorized to permit copying or distribution of this report and then only in its entirety. Any use of the Intertek name or one of its marks for the sale or advertisement of the tested material, product or service must first be approved in writing by Intertek. The observations and test results in this report are relevant only to the sample tested. This report by itself does not imply that the material, product, or service is or has ever been under an Intertek certification program.



Date: December 1, 2023

**SECTION 1****SUMMARY OF TESTING**

TESTS COMPLETED	TEST DATE	ANSI/ASSP Z359.14-2021 CLAUSE	STATUS
Static Strength, For Dual SRL-P's	6/14/23	3.6.1 / 4.6.1	PASS
SRL-P Dual Connection	6/13/23	3.6.2 / 4.6.2	PASS
SRL-P Wrap around Static Strength (Includes 4.1.8 Abrasion)	6/14/23	3.6.3 / 4.6.3	PASS

**SECTION 2**

This test report concludes the work anticipated in the testing phase of your project. If there are any questions regarding this report please contact the undersigned at 607-753-6711.

<b>COMPLETED BY:</b>	Alex Smith	<b>REVIEWED BY:</b>	Matthew Stevens
<b>TITLE:</b>	Technician	<b>TITLE:</b>	Team Leader
<b>SIGNATURE:</b>		<b>SIGNATURE</b>	
<b>DATE</b>	12/01/2023	<b>DATE:</b>	12/01/2023

Please see attached test data for details

Date: December 1, 2023

**SECTION 3****TESTING EQUIPMENT CALIBRATION INFORMATION**

USED FOR TEST	DESCRIPTION	MANUFACTURER	CONTROL NO.	MODEL NO.	SERIAL NO.	CAL. DATE	CAL. DUE
X	Test Weight	NA	NA	310 lbs	-	VBU	VBU
X	Load Cell	PCB	N1392	-	-	8/30/22	8/30/23
X	Tape Measure	Kobalt	H338	16'	-	5/11/23	5/11/24
X	Load Cell	Interface	L099	-	-	2/14/23	2/14/24

**SECTION 4****SUPPLEMENTAL TEST DATA**

Section (Test)	Requirement	Results	Compliance								
3.6.1 / 4.6.1	<b>Static Strength, For Dual SRL-P's:</b> -Static Load Shall be 3,600lbs for both Class 1 & Class 2 devices  -Apply and maintain the load for not less than one minute. Time to reach the load shall be no less than one minute.	<table> <tr> <th>Sample ID</th><th>1</th><th>2</th><th>3</th></tr> <tr> <td>Withstand Load (3,600lbs)</td><td>Yes</td><td>Yes</td><td>Yes</td></tr> </table>	Sample ID	1	2	3	Withstand Load (3,600lbs)	Yes	Yes	Yes	PASS
Sample ID	1	2	3								
Withstand Load (3,600lbs)	Yes	Yes	Yes								
3.6.2 / 4.6.2	<b>SRL-P Dual Connection:</b> -Lock both reels on the device and clamp the lines so that they remain locked.  -Attach both legs end of the dual SRL-P to the load cell, & the harness connection to the test weight. Raise the test weight 24 inches.  -Release the test weight, measure, and record maximum arrest force.  -If Max Arresting Force exceeds 1800lbs, the marking and instructions must include warnings in accordance with 5.1.9 & 5.2.10	<table> <tr> <th>Sample ID</th><th>1</th><th>2</th><th>3</th></tr> <tr> <td>Max Arresting Force (lbs)</td><td>1398</td><td>1402</td><td>1339</td></tr> </table>	Sample ID	1	2	3	Max Arresting Force (lbs)	1398	1402	1339	PASS
Sample ID	1	2	3								
Max Arresting Force (lbs)	1398	1402	1339								

Date: December 1, 2023

Section (Test)	Requirement	Results	Compliance								
3.6.3 / 4.6.3	<b>SRL-P Wrap around Static Strength:</b> -Subject test samples to 2,500 cycles of abrasion conditioning  -Anchor the wrap-around segment of the constituent line from a device previously tested according to 4.3.1, 4.3.2, 4.3.3. Ensure that the abraded section of the constituent line is in contact with the top two edges of the test beam at the beginning of the test.  -Attach the opposite end of the device to the tensile equipment  -Apply and maintain static load of 3,600lbs for both Class 1 & Class 2 for a period of 1 minute. Time to reach the load shall be no less than one minute to avoid dynamic effect.		PASS								
		<table> <tr> <th>Sample ID</th><th>1</th><th>2</th><th>3</th></tr> <tr> <td>Withstand Load (3,600lbs)</td><td>Yes</td><td>Yes</td><td>Yes</td></tr> </table>	Sample ID	1	2	3	Withstand Load (3,600lbs)	Yes	Yes	Yes	
Sample ID	1	2	3								
Withstand Load (3,600lbs)	Yes	Yes	Yes								

## SECTION 5

### REVISION HISTORY

REPORT NUMBER	DATE OF REVISION	DESCRIPTION OF CHANGE:	PROJECT OWNER	REVIEWED BY
105467922CRT-002	6/20/2023	Original Report	Alex Smith	Matthew Stevens
105631069CRT-001	11/09/2023	Report Extension	Alex Smith	Matthew Stevens
105631069CRT-001	12/01/2023	Added Model Number UFS359206D	Alex Smith	Matthew Stevens

## SECTION 6

### Photographs

