

Declaration of Conformity

In Accordance with ANSI/ISEA 125-2014 and ANSI/ASSP Z359.7-2019

Declaration #: DOC-UFS359002D

Declaration Date: 03/27/2023

Item #: UFS359002D

Description: KStrong® Micron™ Dual 9 ft. Tie-back SRL with Tie-back Hooks (ANSI) - Dual dorsal connector included

Brand Name: KStrong

Manufacturer: KStrong

Address: 150 N. Radnor Chester Road, Suite F200, Radnor, PA 19087

Additional Items Conforming
Under this Declaration (If Applicable):

KStrong declares that the product(s) listed above is in conformity with the requirements of the following performance standard(s):

ANSI Z359.14-2021 Class 1

Conformity Assessment Method in accordance with ANSI/ISEA 125-2014



Level 1:

KStrong Lab Outside the Scope of ISO/IEC Standard 17025:2017



Level 2:

KStrong Lab Within the Scope of ISO/IEC Standard 17025:2017




Level 3:

Independent 3rd Party Lab accredited to ISO/IEC Standard 17025:2017

Supporting Documentation: KS-Test-UFS359002D.pdf

This Certificate is a guarantee that the above standard(s) was met by the requirements of such standard. Testing was performed under normal operation mode. The results of testing apply only to the particular sample tested and the specific test carried out. This Certificate is only issued for products which have passed the testing requirements of listed standard(s).

Authorized Signature:



John H. Kemp Jr.
President - KStrong

ISO 17025 Accredited Test Laboratory

intertek
Total Quality. Assured.



Intertek Testing Services NA, Inc.
3933 US Rt. 11
Cortland, NY 13045
Tel: 1 607-753-6711
www.intertek.com

Accrediting Agency



A2LA
5202 Presidents Court, Ste 220
Frederick, MD 21703
Tel: 301.644.3248
info@A2LA.org

Test Verification of Conformity

Verification Number: 105376372CRT-012

On the basis of the referenced test report(s), sample(s) of the below product have been found to comply with the harmonized standards and Directives listed on this verification at the time the tests were carried out. Other standards and Directives may be relevant to the product. This verification is part of the full test report(s) and should be read in conjunction with it(them).

Applicant Name & Address: KStrong INC
150 N. Radnor Chester Rd.
Suite F200
Radnor, PA 19087
USA

Product Description: Self-Retracting Device

Models/Type References: UFS350002D, UFS351102D, UFS354002D, UFS359002D, UFS356002D

Brand Name: KStrong

Relevant Standards: ANSI/ASSP Z359.14-2021

Verification Issuing Office Name & Address: Intertek Testing Services NA, Inc.
3933 US Rt-11
Cortland, NY 13045
USA

Date of Tests: 1/9/23 – 1/13/23

Test Report Number(s): 105376372CRT-011

Signature:



Name:

Matthew Stevens

Position:

Team Leader

Date:

03/27/2023



KSTRONG INC **TEST REPORT**

SCOPE OF WORKs

ANSI/ASSP Z359.14-2021 – SELF RETRACTING DEVICES

REPORT NUMBER

105376372CRT-011

ORIGINAL REPORT NUMBER

105294551CRT-001

ISSUE DATE

11/16/2023

PAGES

4

DOCUMENT CONTROL NUMBER

GFT-OP-10a (6-March-2017)

© 2017 INTERTEK





Total Quality. Assured.

Address
3933 US rt. 11 Cortland, NY 13045

Telephone: 607-758-6246
www.intertek.com

TEST REPORT FOR KSTRONG INC

Report No.: 105376372CRT-011

Date: November 16th, 2023

KSTRONG Inc.
150 N. Radnor Chester RD.
Suite F200
Radnor, PA 19087
USA

Report Number..... 105376372CRT-011

Signed Quote Number..... Qu-01339713-1

PO Number.....: N/A

Name of Testing Laboratory
Preparing the Report Intertek Testing Services NA Inc.

Test Specification:

Standard..... ANSI/ASSP Z359.14-2021

Date(s) of Testing..... 1/9/2023 -1/13/2023

Product Description: Self-Retracting Device

Product Type: SRL-P Dual Class 1

Brand Name: KStrong

Model Number(s): UFS350002D, UFS351102D, UFS354002D, UFS359002D,
UFS356002D

Additional Models Covered:..... N/A

Date(s) Samples Received 11/28/22

This report is for the exclusive use of Intertek's Client and is provided pursuant to the agreement between Intertek and its Client. Intertek's responsibility and liability are limited to the terms and conditions of the agreement. Intertek assumes no liability to any party, other than to the Client in accordance with the agreement, for any loss, expense or damage occasioned by the use of this report. Only the Client is authorized to permit copying or distribution of this report and then only in its entirety. Any use of the Intertek name or one of its marks for the sale or advertisement of the tested material, product or service must first be approved in writing by Intertek. The observations and test results in this report are relevant only to the sample tested. This report by itself does not imply that the material, product, or service is or has ever been under an Intertek certification program.

Date: March 27, 2023



SECTION 1

SUMMARY OF TESTING

VERIFICATION TESTS COMPLETED	ANSI/ASSP Z359.14-2021 CLAUSE	STATUS
Static Strength, For Dual SRL-P's	4.6.1	PASS
SRL-P Dual Connection	4.6.2	PASS

SECTION 2

This test report concludes the work anticipated in the testing phase of your project. If there are any questions regarding this report please contact the undersigned at 607-753-6711.

COMPLETED BY:	Alex Smith	REVIEWED BY:	Matthew Stevens
TITLE:	Technician	TITLE:	Team Leader
SIGNATURE:		SIGNATURE	
DATE	3/27/2023	DATE:	11/16/2023

Please see attached test data for details.

SECTION 3

TESTING EQUIPMENT CALIBRATION INFORMATION

USED FOR TEST	DESCRIPTION	MANUFACTURER	CONTROL NO.	MODEL NO.	SERIAL NO.	CAL. DATE	CAL. DUE
X	Test Weight	NA	NA	310 Lbs	-	VBU	VBU
X	Leading Edge Bar	Intertek	G147	CAT 3	-	Single Use VBU	
X	Load Cell	Interface	G138	-	-	5/28/22	5/28/23
X	Load Cell	Interface	L137	-	-	5/25/22	5/25/23
X	Tape Measure	Stanley	N1407	-	-	2/16/22	2/16/23

Date: March 27, 2023

SECTION 4

SUPPLEMENTAL TEST DATA

SECTION (TEST)	REQUIREMENT	RESULTS	COMPLIANCE												
3.6.1/4.6.1	<u>Static Strength Testing of SRL-P (Multiple Orientations for Twin Units): (ambient) shall withstand 3,600 lbs.</u>	<table border="1"> <thead> <tr> <th></th> <th>Sample: 1</th> <th>Sample: 2</th> <th>Sample: 3</th> </tr> </thead> <tbody> <tr> <td>Withstand load</td> <td>YES</td> <td>YES</td> <td>YES</td> </tr> </tbody> </table>		Sample: 1	Sample: 2	Sample: 3	Withstand load	YES	YES	YES	PASS				
	Sample: 1	Sample: 2	Sample: 3												
Withstand load	YES	YES	YES												
3.6.2/4.6.2	SRL-P Dual Connection: Raise 24 inches drop: Record MAF	<table border="1"> <thead> <tr> <th></th> <th>Sample: 4</th> <th>Sample: 5</th> <th>Sample: 6</th> </tr> </thead> <tbody> <tr> <td>Mass Force</td> <td>1897</td> <td>1899</td> <td>1868</td> </tr> <tr> <td>Sample Break?</td> <td>NO</td> <td>NO</td> <td>NO</td> </tr> </tbody> </table>		Sample: 4	Sample: 5	Sample: 6	Mass Force	1897	1899	1868	Sample Break?	NO	NO	NO	PASS
	Sample: 4	Sample: 5	Sample: 6												
Mass Force	1897	1899	1868												
Sample Break?	NO	NO	NO												

SECTION 5

REVISION HISTORY

REPORT NUMBER	DATE OF REVISION	DESCRIPTION OF CHANGE:	PROJECT OWNER	REVIEWED BY
105294551CRT-001	1/18/2023	Original Report	Steven Morey	Matthew Stevens
105376372CRT-011	3/27/2023	Report Extension	Alex Smith	Matthew Stevens
105376372CRT-011	11/16/2023	Revised to Class 1	Alex Smith	Matthew Stevens