

Declaration of Conformity

In Accordance with ANSI/ISEA 125-2014 and ANSI/ASSP Z359.7-2019

Declaration #: DOC-UFL201621

Declaration Date: 12/02/2025

Item #: UFL201621

Description: KStrong® 6 ft. Leading Edge (LE) Rated Twin Leg 100% Tie-off Clear Pack Design shock absorbing coated wire lanyard with Snap Hooks. (ANSI)

Brand Name: KStrong

Manufacturer: KStrong

Address: 18505 Intercontinental Crossing, Houston, TX 77073

Additional Items Conforming Under this Declaration (If Applicable):

KStrong declares that the product(s) listed above is in conformity with the requirements of the following performance standard(s):

ANSI Z359.13-2013, ANSI Z359.14-2014 (Leading Edge Capability)

Conformity Assessment Method in accordance with ANSI/ISEA 125-2014



Level 1:

KStrong Lab Outside the Scope of ISO/IEC Standard 17025:2017



Level 2:

KStrong Lab Within the Scope of ISO/IEC Standard 17025:2017



Level 3:

Independent 3rd Party Lab accredited to ISO/IEC Standard 17025:2017

Supporting Documentation: KS-Test-UFL201621.pdf

This Certificate is a guarantee that the above standard(s) was met by the requirements of such standard. Testing was performed under normal operation mode. The results of testing apply only to the particular sample tested and the specific test carried out. This Certificate is only issued for products which have passed the testing requirements of listed standard(s).

Authorized Signature:



Chad McBride
Chief Operating Officer - KStrong

ISO 17025 Accredited Test Laboratory

intertek
Total Quality. Assured.



Intertek Testing Services NA, Inc.
3933 US Rt. 11
Cortland, NY 13045
Tel: 1 607-753-6711
www.intertek.com

KSTRONG INC. **TEST REPORT**

SCOPE OF WORKS

ANSI/ASSP Z359.13-2013: Personal Energy Absorbers and Energy Absorbing Lanyards

REPORT NUMBER

106406586CRT-001

ORIGINAL REPORT NUMBER

104092990CRT-001

ISSUE DATE

December 2, 2025

PAGES

12

DOCUMENT CONTROL NUMBER

GFT-OP-10a (6-March-2017)

© 2017 INTERTEK





Total Quality. Assured.

3933 US Route 11
Cortland, New York ,USA
13045

TEST REPORT FOR KSTRONG INC.

Report No.: 106406586CRT-001
Date: December 2, 2025

Telephone: 607-758-6246
Facsimile: None
www.intertek.com

KStrong Inc.
18505 Intercontinental Crossing,
Houston, TX 77073

Report Number..... : 106406586CRT-001

Signed Quote Number..... : Qu-01583400

PO Number.....: None

Name of Testing Laboratory
Preparing the Report: Intertek Testing Services NA Inc.

Test Specification:

Standard.....: ANSI/ASSP Z359.13-2013

Date(s) of Testing.....: 09/05/2019 – 09/13/2019

Product Description:

Product Type:: Wire Rope Twin Leg EAL

Brand Name:: KStrong Inc.

Model Number(s):: UFL201601

Additional Models Covered:: UFL201622, UFL201611, UFL201621

Date(s) Samples Received: 08/30/2019

This report is for the exclusive use of Intertek's Client and is provided pursuant to the agreement between Intertek and its Client. Intertek's responsibility and liability are limited to the terms and conditions of the agreement. Intertek assumes no liability to any party, other than to the Client in accordance with the agreement, for any loss, expense or damage occasioned by the use of this report. Only the Client is authorized to permit copying or distribution of this report and then only in its entirety. Any use of the Intertek name or one of its marks for the sale or advertisement of the tested material, product or service must first be approved in writing by Intertek. The observations and test results in this report are relevant only to the sample tested. This report by itself does not imply that the material, product, or service is or has ever been under an Intertek certification program.

TEST REPORT FOR KSTRONG INC.

Report No.: 106406586CRT-001

Date: December 2, 2025



SECTION 1

SUMMARY OF TESTING

TESTS COMPLETED	ANSI/ASSP Z359.13-2013 CLAUSE	STATUS
Design	3	PASS
Dynamic Performance – Ambient Wet	4.13.1	PASS
Dynamic Performance – Cold Dry	4.13.2	PASS
Dynamic Performance – Hot Dry	4.13.3	PASS
Static Strength, (Y Lanyards, 3-configurations)	4.7	PASS
Dynamic Performance, (Y-lanyard , single connection)	4.8	PASS
Dynamic Performance, (Y-lanyard, Dual connection)	4.9	PASS
Dynamic Performance, (Y-Lanyard, Hip Connection)	4.10	PASS
Markings and Instructions	5	PASS

SECTION 2

This test report concludes the work anticipated in the testing phase of your project. If there are any questions regarding this report please contact the undersigned at 607-753-6711.

COMPLETED BY:	Alex Smith	REVIEWED BY:	Matthew Stevens
TITLE:	Technician	TITLE:	Team Lead
SIGNATURE:		SIGNATURE:	
DATE:	12/02/2025	DATE:	12/02/2025

Please see attached test data for details.

TEST REPORT FOR KSTRONG INC.

Report No.: 106406586CRT-001

Date: December 2, 2025

SECTION (TEST)	REQUIREMENT	RESULTS	COMPLIANCE																																																																																																	
3	Requirements																																																																																																			
3.2	Energy Absorbing Lanyard (EAL) component		PASS																																																																																																	
3.2.1	Material		PASS																																																																																																	
3.2.2	Terminations		PASS																																																																																																	
3.2.2.1	Spliced		PASS																																																																																																	
3.2.2.2	Stitched		PASS																																																																																																	
3.2.2.3	Wire rope		PASS																																																																																																	
3.2.2.4	Terminations (other)		PASS																																																																																																	
3.2.3	EAL Connectors		PASS																																																																																																	
4.2	<p>Activation Force Testing of PEA's Apply 10 lb load and measure bearing pt to bearing pt, apply static force of 450 lbs minimum, hold for no less than 1 minute, examine for activation, release load, allow sample to recover un-tensioned for 1 hour , then re-measure with 10-lb load, shall not activate or elongate > 2-inches.</p> <table border="1"> <thead> <tr> <th>6 ft FF:</th> <th>Sample: 1</th> <th>Sample: 2</th> <th>Sample: 3</th> <th></th> </tr> </thead> <tbody> <tr> <td>12 ft FF:</td> <td>X</td> <td></td> <td></td> <td></td> </tr> <tr> <td>Signs of Activation:</td> <td>NO</td> <td>NO</td> <td>NO</td> <td></td> </tr> <tr> <td>Length, initial:</td> <td>72 ¾</td> <td>72 ¾</td> <td>72 ¾</td> <td>Inches</td> </tr> <tr> <td>Length, final:</td> <td>73 ½</td> <td>73 ½</td> <td>73 ½</td> <td>Inches</td> </tr> <tr> <td>Elongation (Lf-Li):</td> <td>¾</td> <td>¾</td> <td>¾</td> <td>Inches</td> </tr> </tbody> </table>	6 ft FF:	Sample: 1	Sample: 2	Sample: 3		12 ft FF:	X				Signs of Activation:	NO	NO	NO		Length, initial:	72 ¾	72 ¾	72 ¾	Inches	Length, final:	73 ½	73 ½	73 ½	Inches	Elongation (Lf-Li):	¾	¾	¾	Inches		PASS																																																																			
6 ft FF:	Sample: 1	Sample: 2	Sample: 3																																																																																																	
12 ft FF:	X																																																																																																			
Signs of Activation:	NO	NO	NO																																																																																																	
Length, initial:	72 ¾	72 ¾	72 ¾	Inches																																																																																																
Length, final:	73 ½	73 ½	73 ½	Inches																																																																																																
Elongation (Lf-Li):	¾	¾	¾	Inches																																																																																																
3.2.5 (4.13.1)	<p>AMBIENT WET: Dynamic Performance Testing of EAL's, Single Leg Test within 5-min. of conditioning</p> <table border="1"> <thead> <tr> <th colspan="3">Requirements</th> </tr> <tr> <th></th> <th>Avg. AF lbs-f</th> <th>Max. AF lbs-f</th> </tr> </thead> <tbody> <tr> <td colspan="3">Ambient Wet</td> </tr> <tr> <td>6ft FF</td> <td>< 1,125</td> <td>< 1,800</td> </tr> <tr> <td>12 ft FF</td> <td>< 1,575</td> <td>< 1,800</td> </tr> <tr> <td colspan="3">Max. Deployment Distance</td> </tr> <tr> <td>6ft FF</td> <td>48- inches</td> <td></td> </tr> <tr> <td>12 ft FF</td> <td>60-inches</td> <td></td> </tr> <tr> <td colspan="3">Condition Samples :</td> </tr> <tr> <td colspan="3">Immerse in water at 68° +/-4° F (20° C) for a minimum of 8 hours prior to test:</td> </tr> <tr> <td>Test Date:</td> <td colspan="2">9/12/19</td> </tr> <tr> <td>Water Temp:</td> <td colspan="2">21.8 C°</td> </tr> <tr> <td>Start Time:</td> <td colspan="2">3:30pm 9/11/19</td> </tr> <tr> <td>Stop Time:</td> <td colspan="2">1:30pm 9/12/19</td> </tr> </tbody> </table> <table border="1"> <thead> <tr> <th colspan="5">Ambient WET</th> </tr> <tr> <th>6 ft FF:</th> <th>Sample: 1</th> <th>Sample: 2</th> <th>Sample: 3</th> <th></th> </tr> </thead> <tbody> <tr> <td>12 ft FF:</td> <td>X</td> <td></td> <td></td> <td></td> </tr> <tr> <td>"Zero" force sensor:</td> <td>YES</td> <td>YES</td> <td>YES</td> <td></td> </tr> <tr> <td>Time: chamber to drop:</td> <td>1</td> <td>1</td> <td>1</td> <td>Min</td> </tr> <tr> <td>Time: in chamber</td> <td>22</td> <td>22</td> <td>22</td> <td>Hrs/min</td> </tr> <tr> <td>Elongation, initial:</td> <td>171 ½</td> <td>171 ½</td> <td>171 ½</td> <td>Inches</td> </tr> <tr> <td>Elongation, final:</td> <td>220 ½</td> <td>218 ½</td> <td>218</td> <td>Inches</td> </tr> <tr> <td>Total Elongation (Ef-Ei):</td> <td>49</td> <td>47</td> <td>46 ½</td> <td>Inches</td> </tr> <tr> <td>AF avg. :</td> <td>917</td> <td>886</td> <td>955</td> <td>Lbs-f</td> </tr> <tr> <td>AF max. :</td> <td>1438</td> <td>1366</td> <td>1507</td> <td>Lbs-f</td> </tr> </tbody> </table>	Requirements				Avg. AF lbs-f	Max. AF lbs-f	Ambient Wet			6ft FF	< 1,125	< 1,800	12 ft FF	< 1,575	< 1,800	Max. Deployment Distance			6ft FF	48- inches		12 ft FF	60-inches		Condition Samples :			Immerse in water at 68° +/-4° F (20° C) for a minimum of 8 hours prior to test:			Test Date:	9/12/19		Water Temp:	21.8 C°		Start Time:	3:30pm 9/11/19		Stop Time:	1:30pm 9/12/19		Ambient WET					6 ft FF:	Sample: 1	Sample: 2	Sample: 3		12 ft FF:	X				"Zero" force sensor:	YES	YES	YES		Time: chamber to drop:	1	1	1	Min	Time: in chamber	22	22	22	Hrs/min	Elongation, initial:	171 ½	171 ½	171 ½	Inches	Elongation, final:	220 ½	218 ½	218	Inches	Total Elongation (Ef-Ei):	49	47	46 ½	Inches	AF avg. :	917	886	955	Lbs-f	AF max. :	1438	1366	1507	Lbs-f		PASS
Requirements																																																																																																				
	Avg. AF lbs-f	Max. AF lbs-f																																																																																																		
Ambient Wet																																																																																																				
6ft FF	< 1,125	< 1,800																																																																																																		
12 ft FF	< 1,575	< 1,800																																																																																																		
Max. Deployment Distance																																																																																																				
6ft FF	48- inches																																																																																																			
12 ft FF	60-inches																																																																																																			
Condition Samples :																																																																																																				
Immerse in water at 68° +/-4° F (20° C) for a minimum of 8 hours prior to test:																																																																																																				
Test Date:	9/12/19																																																																																																			
Water Temp:	21.8 C°																																																																																																			
Start Time:	3:30pm 9/11/19																																																																																																			
Stop Time:	1:30pm 9/12/19																																																																																																			
Ambient WET																																																																																																				
6 ft FF:	Sample: 1	Sample: 2	Sample: 3																																																																																																	
12 ft FF:	X																																																																																																			
"Zero" force sensor:	YES	YES	YES																																																																																																	
Time: chamber to drop:	1	1	1	Min																																																																																																
Time: in chamber	22	22	22	Hrs/min																																																																																																
Elongation, initial:	171 ½	171 ½	171 ½	Inches																																																																																																
Elongation, final:	220 ½	218 ½	218	Inches																																																																																																
Total Elongation (Ef-Ei):	49	47	46 ½	Inches																																																																																																
AF avg. :	917	886	955	Lbs-f																																																																																																
AF max. :	1438	1366	1507	Lbs-f																																																																																																

TEST REPORT FOR KSTRONG INC.

Report No.: 106406586CRT-001

Date: December 2, 2025

SECTION (TEST)	REQUIREMENT	RESULTS	COMPLIANCE																																																																																																					
3.2.5 (4.13.2)	<p>COLD DRY: Dynamic Performance Testing of EAL's, Single Leg, Test within 5-min. of conditioning</p> <table border="1" style="width: 100%; border-collapse: collapse;"> <thead> <tr> <th colspan="3">Requirements</th> </tr> <tr> <th></th> <th>Avg. AF lbs-f</th> <th>Max. AF lbs-f</th> </tr> </thead> <tbody> <tr> <td colspan="3">Cold Dry</td> </tr> <tr> <td>6ft FF</td> <td>< 1,125</td> <td>< 1,800</td> </tr> <tr> <td>12 ft FF</td> <td>< 1,575</td> <td>< 1,800</td> </tr> <tr> <td colspan="3">Max. Deployment Distance</td> </tr> <tr> <td>6ft FF</td> <td colspan="2">48- inches</td> </tr> <tr> <td>12 ft FF</td> <td colspan="2">60-inches</td> </tr> </tbody> </table> <table border="1" style="width: 100%; border-collapse: collapse;"> <thead> <tr> <th colspan="2">Condition Samples:</th> </tr> </thead> <tbody> <tr> <td colspan="2">-31°+/- 4° F (-35C+/- 2 C) for a minimum of 8 hours prior to test:</td> </tr> <tr> <td>Test Date:</td> <td>9/13/19</td> </tr> <tr> <td>Temp:</td> <td>-34.7°</td> </tr> <tr> <td>Start Time:</td> <td>3:30pm 9/12</td> </tr> <tr> <td>Stop Time:</td> <td>1:00pm 9/13</td> </tr> </tbody> </table> <table border="1" style="width: 100%; border-collapse: collapse;"> <thead> <tr> <th colspan="5">COLD DRY</th> </tr> <tr> <th>6 ft FF:</th> <th></th> <th>Sample: 1</th> <th>Sample: 2</th> <th>Sample: 3</th> <th></th> </tr> </thead> <tbody> <tr> <td>12 ft FF:</td> <td>X</td> <td></td> <td></td> <td></td> <td></td> </tr> <tr> <td>"Zero" force sensor:</td> <td></td> <td>YES</td> <td>YES</td> <td>YES</td> <td></td> </tr> <tr> <td>Time: chamber to drop:</td> <td></td> <td>1</td> <td>1</td> <td>1</td> <td>Min</td> </tr> <tr> <td>Time: in chamber</td> <td></td> <td>21/30</td> <td>21/35</td> <td>21/40</td> <td>Hrs/min</td> </tr> <tr> <td>Elongation, initial:</td> <td></td> <td>171</td> <td>171</td> <td>171</td> <td>Inches</td> </tr> <tr> <td>Elongation, final:</td> <td></td> <td>217</td> <td>216</td> <td>218</td> <td>Inches</td> </tr> <tr> <td>Total Elongation (Ef-Ei):</td> <td></td> <td>46</td> <td>45</td> <td>47</td> <td>Inches</td> </tr> <tr> <td>AF avg. :</td> <td></td> <td>1095</td> <td>1062</td> <td>1127</td> <td>Lbs-f</td> </tr> <tr> <td>AF max. :</td> <td></td> <td>1642</td> <td>1740</td> <td>1633</td> <td>Lbs-f</td> </tr> </tbody> </table>	Requirements				Avg. AF lbs-f	Max. AF lbs-f	Cold Dry			6ft FF	< 1,125	< 1,800	12 ft FF	< 1,575	< 1,800	Max. Deployment Distance			6ft FF	48- inches		12 ft FF	60-inches		Condition Samples:		-31°+/- 4° F (-35C+/- 2 C) for a minimum of 8 hours prior to test:		Test Date:	9/13/19	Temp:	-34.7°	Start Time:	3:30pm 9/12	Stop Time:	1:00pm 9/13	COLD DRY					6 ft FF:		Sample: 1	Sample: 2	Sample: 3		12 ft FF:	X					"Zero" force sensor:		YES	YES	YES		Time: chamber to drop:		1	1	1	Min	Time: in chamber		21/30	21/35	21/40	Hrs/min	Elongation, initial:		171	171	171	Inches	Elongation, final:		217	216	218	Inches	Total Elongation (Ef-Ei):		46	45	47	Inches	AF avg. :		1095	1062	1127	Lbs-f	AF max. :		1642	1740	1633	Lbs-f		PASS
Requirements																																																																																																								
	Avg. AF lbs-f	Max. AF lbs-f																																																																																																						
Cold Dry																																																																																																								
6ft FF	< 1,125	< 1,800																																																																																																						
12 ft FF	< 1,575	< 1,800																																																																																																						
Max. Deployment Distance																																																																																																								
6ft FF	48- inches																																																																																																							
12 ft FF	60-inches																																																																																																							
Condition Samples:																																																																																																								
-31°+/- 4° F (-35C+/- 2 C) for a minimum of 8 hours prior to test:																																																																																																								
Test Date:	9/13/19																																																																																																							
Temp:	-34.7°																																																																																																							
Start Time:	3:30pm 9/12																																																																																																							
Stop Time:	1:00pm 9/13																																																																																																							
COLD DRY																																																																																																								
6 ft FF:		Sample: 1	Sample: 2	Sample: 3																																																																																																				
12 ft FF:	X																																																																																																							
"Zero" force sensor:		YES	YES	YES																																																																																																				
Time: chamber to drop:		1	1	1	Min																																																																																																			
Time: in chamber		21/30	21/35	21/40	Hrs/min																																																																																																			
Elongation, initial:		171	171	171	Inches																																																																																																			
Elongation, final:		217	216	218	Inches																																																																																																			
Total Elongation (Ef-Ei):		46	45	47	Inches																																																																																																			
AF avg. :		1095	1062	1127	Lbs-f																																																																																																			
AF max. :		1642	1740	1633	Lbs-f																																																																																																			

TEST REPORT FOR KSTRONG INC.

Report No.: 106406586CRT-001

Date: December 2, 2025

SECTION (TEST)	REQUIREMENT	RESULTS	COMPLIANCE																																																																																											
3.2.5 (4.13.3)	<p>HOT DRY: Dynamic Performance Testing of EAL's, Single Leg, Test within 5-min. of conditioning</p> <table border="1" style="width: 100%; border-collapse: collapse;"> <thead> <tr> <th colspan="3">Requirements</th> </tr> <tr> <th></th> <th>Avg. AF lbs-f</th> <th>Max. AF lbs-f</th> </tr> </thead> <tbody> <tr> <td colspan="3">Hot Dry</td> </tr> <tr> <td>6ft FF</td> <td>< 1125</td> <td>< 1,800</td> </tr> <tr> <td>12 ft FF</td> <td>< 1,575</td> <td>< 1,800</td> </tr> <tr> <td colspan="3">Max. Deployment Distance</td> </tr> <tr> <td>6ft FF</td> <td colspan="2">48- inches</td> </tr> <tr> <td>12 ft FF</td> <td colspan="2">60-inches</td> </tr> </tbody> </table> <table border="1" style="width: 100%; border-collapse: collapse;"> <thead> <tr> <th colspan="2">Condition Samples:</th> </tr> </thead> <tbody> <tr> <td colspan="2"><u>113°+/- 4° F (45°+/- 2 C) for a minimum of 8 hours prior to test:</u></td> </tr> <tr> <td>Test Date:</td> <td>9/13/19</td> </tr> <tr> <td>Temp:</td> <td>45.2°</td> </tr> <tr> <td>Start Time:</td> <td>3:30pm 9/12</td> </tr> <tr> <td>Stop Time:</td> <td>9:45am 9/13</td> </tr> </tbody> </table> <table border="1" style="width: 100%; border-collapse: collapse;"> <thead> <tr> <th colspan="5">HOT Dry</th> </tr> </thead> <tbody> <tr> <td>6 ft FF:</td> <td></td> <td>Sample: 1</td> <td>Sample: 2</td> <td>Sample: 3</td> </tr> <tr> <td>12 ft FF:</td> <td>X</td> <td></td> <td></td> <td></td> </tr> <tr> <td>"Zero" force sensor:</td> <td></td> <td>YES</td> <td>YES</td> <td>YES</td> </tr> <tr> <td>Time: chamber to drop:</td> <td></td> <td>1</td> <td>1</td> <td>1</td> </tr> <tr> <td>Time: in chamber</td> <td></td> <td>18/15</td> <td>18/20</td> <td>18/25</td> </tr> <tr> <td>Elongation, initial:</td> <td></td> <td>171 ¾</td> <td>171 ¾</td> <td>171 ¾</td> </tr> <tr> <td>Elongation, final:</td> <td></td> <td>225 ¾</td> <td>224 ¾</td> <td>225</td> </tr> <tr> <td>Total Elongation (Ef-Ei):</td> <td></td> <td>53 ½</td> <td>53</td> <td>53 ¾</td> </tr> <tr> <td>AF avg. :</td> <td></td> <td>919</td> <td>929</td> <td>925</td> </tr> <tr> <td>AF max. :</td> <td></td> <td>1446</td> <td>1512</td> <td>1477</td> </tr> </tbody> </table>		Requirements				Avg. AF lbs-f	Max. AF lbs-f	Hot Dry			6ft FF	< 1125	< 1,800	12 ft FF	< 1,575	< 1,800	Max. Deployment Distance			6ft FF	48- inches		12 ft FF	60-inches		Condition Samples:		<u>113°+/- 4° F (45°+/- 2 C) for a minimum of 8 hours prior to test:</u>		Test Date:	9/13/19	Temp:	45.2°	Start Time:	3:30pm 9/12	Stop Time:	9:45am 9/13	HOT Dry					6 ft FF:		Sample: 1	Sample: 2	Sample: 3	12 ft FF:	X				"Zero" force sensor:		YES	YES	YES	Time: chamber to drop:		1	1	1	Time: in chamber		18/15	18/20	18/25	Elongation, initial:		171 ¾	171 ¾	171 ¾	Elongation, final:		225 ¾	224 ¾	225	Total Elongation (Ef-Ei):		53 ½	53	53 ¾	AF avg. :		919	929	925	AF max. :		1446	1512	1477	PASS
Requirements																																																																																														
	Avg. AF lbs-f	Max. AF lbs-f																																																																																												
Hot Dry																																																																																														
6ft FF	< 1125	< 1,800																																																																																												
12 ft FF	< 1,575	< 1,800																																																																																												
Max. Deployment Distance																																																																																														
6ft FF	48- inches																																																																																													
12 ft FF	60-inches																																																																																													
Condition Samples:																																																																																														
<u>113°+/- 4° F (45°+/- 2 C) for a minimum of 8 hours prior to test:</u>																																																																																														
Test Date:	9/13/19																																																																																													
Temp:	45.2°																																																																																													
Start Time:	3:30pm 9/12																																																																																													
Stop Time:	9:45am 9/13																																																																																													
HOT Dry																																																																																														
6 ft FF:		Sample: 1	Sample: 2	Sample: 3																																																																																										
12 ft FF:	X																																																																																													
"Zero" force sensor:		YES	YES	YES																																																																																										
Time: chamber to drop:		1	1	1																																																																																										
Time: in chamber		18/15	18/20	18/25																																																																																										
Elongation, initial:		171 ¾	171 ¾	171 ¾																																																																																										
Elongation, final:		225 ¾	224 ¾	225																																																																																										
Total Elongation (Ef-Ei):		53 ½	53	53 ¾																																																																																										
AF avg. :		919	929	925																																																																																										
AF max. :		1446	1512	1477																																																																																										

TEST REPORT FOR KSTRONG INC.

Report No.: 106406586CRT-001

Date: December 2, 2025

SECTION (TEST)	REQUIREMENT	RESULTS	COMPLIANCE																																																																
3.2.10.2 (4.9)	<p>Dynamic Performance Testing of Y-Lanyards – Dual Connection</p> <p>Attached both legs to load cell, use 20-lb test weight for measurements</p> <table border="1"> <thead> <tr> <th colspan="3">Requirements</th> </tr> <tr> <th>Ambient Dry</th> <th>Avg. AF lbs-f</th> <th>Max. AF lbs-f</th> </tr> </thead> <tbody> <tr> <td>6ft FF</td> <td>< 1,800</td> <td>< 1,800</td> </tr> <tr> <td>12 ft FF</td> <td>< 1,800</td> <td>< 1,800</td> </tr> </tbody> </table> <table border="1"> <thead> <tr> <th colspan="6">AMBIENT DRY</th> </tr> <tr> <th>6 ft FF:</th> <th></th> <th>Sample: 1</th> <th>Sample: 2</th> <th>Sample: 3</th> <th></th> </tr> </thead> <tbody> <tr> <td>12 ft FF:</td> <td>X</td> <td></td> <td></td> <td></td> <td></td> </tr> <tr> <td>“Zero” force sensor:</td> <td></td> <td>YES</td> <td>YES</td> <td>YES</td> <td></td> </tr> <tr> <td>AF avg. :</td> <td></td> <td>960</td> <td>953</td> <td>956</td> <td>Lbs-f</td> </tr> <tr> <td>AF max. :</td> <td></td> <td>1313</td> <td>1590</td> <td>1380</td> <td>Lbs-f</td> </tr> </tbody> </table>	Requirements			Ambient Dry	Avg. AF lbs-f	Max. AF lbs-f	6ft FF	< 1,800	< 1,800	12 ft FF	< 1,800	< 1,800	AMBIENT DRY						6 ft FF:		Sample: 1	Sample: 2	Sample: 3		12 ft FF:	X					“Zero” force sensor:		YES	YES	YES		AF avg. :		960	953	956	Lbs-f	AF max. :		1313	1590	1380	Lbs-f		PASS																
Requirements																																																																			
Ambient Dry	Avg. AF lbs-f	Max. AF lbs-f																																																																	
6ft FF	< 1,800	< 1,800																																																																	
12 ft FF	< 1,800	< 1,800																																																																	
AMBIENT DRY																																																																			
6 ft FF:		Sample: 1	Sample: 2	Sample: 3																																																															
12 ft FF:	X																																																																		
“Zero” force sensor:		YES	YES	YES																																																															
AF avg. :		960	953	956	Lbs-f																																																														
AF max. :		1313	1590	1380	Lbs-f																																																														
4.10	<p>Dynamic Performance Testing of Y-Lanyards – Hip Test</p> <p>Ref: section 3.2.10</p>	<table border="1"> <thead> <tr> <th colspan="3">Ambient Dry</th> </tr> <tr> <th>6 ft FF:</th> <th></th> <th>Sample: 1</th> </tr> </thead> <tbody> <tr> <td>12 ft FF:</td> <td>X</td> <td></td> </tr> <tr> <td>“Zero” force sensor:</td> <td></td> <td>YES</td> </tr> <tr> <td>AF avg. :</td> <td></td> <td>955 Lbs-f</td> </tr> <tr> <td>AF max. :</td> <td></td> <td>1355 Lbs-f</td> </tr> <tr> <td>Nylon keeper broke *</td> <td></td> <td>YES</td> </tr> </tbody> </table> <table border="1"> <thead> <tr> <th colspan="3">Ambient Dry</th> </tr> <tr> <th>6 ft FF:</th> <th></th> <th>Sample: 2</th> </tr> </thead> <tbody> <tr> <td>12 ft FF:</td> <td>X</td> <td></td> </tr> <tr> <td>“Zero” force sensor:</td> <td></td> <td>YES</td> </tr> <tr> <td>AF avg. :</td> <td></td> <td>977 Lbs-f</td> </tr> <tr> <td>AF max. :</td> <td></td> <td>1521 Lbs-f</td> </tr> <tr> <td>Nylon keeper broke *</td> <td></td> <td>YES</td> </tr> </tbody> </table> <table border="1"> <thead> <tr> <th colspan="3">Ambient Dry</th> </tr> <tr> <th>6 ft FF:</th> <th></th> <th>Sample: 3</th> </tr> </thead> <tbody> <tr> <td>12 ft FF:</td> <td>X</td> <td></td> </tr> <tr> <td>“Zero” force sensor:</td> <td></td> <td>YES</td> </tr> <tr> <td>AF avg. :</td> <td></td> <td>994 Lbs-f</td> </tr> <tr> <td>AF max. :</td> <td></td> <td>1600 Lbs-f</td> </tr> <tr> <td>Nylon keeper broke *</td> <td></td> <td>YES</td> </tr> </tbody> </table> <p>* IF keeper broke, the EAL must include a warning label on each leg (section 5.2.2)</p>	Ambient Dry			6 ft FF:		Sample: 1	12 ft FF:	X		“Zero” force sensor:		YES	AF avg. :		955 Lbs-f	AF max. :		1355 Lbs-f	Nylon keeper broke *		YES	Ambient Dry			6 ft FF:		Sample: 2	12 ft FF:	X		“Zero” force sensor:		YES	AF avg. :		977 Lbs-f	AF max. :		1521 Lbs-f	Nylon keeper broke *		YES	Ambient Dry			6 ft FF:		Sample: 3	12 ft FF:	X		“Zero” force sensor:		YES	AF avg. :		994 Lbs-f	AF max. :		1600 Lbs-f	Nylon keeper broke *		YES		PASS
Ambient Dry																																																																			
6 ft FF:		Sample: 1																																																																	
12 ft FF:	X																																																																		
“Zero” force sensor:		YES																																																																	
AF avg. :		955 Lbs-f																																																																	
AF max. :		1355 Lbs-f																																																																	
Nylon keeper broke *		YES																																																																	
Ambient Dry																																																																			
6 ft FF:		Sample: 2																																																																	
12 ft FF:	X																																																																		
“Zero” force sensor:		YES																																																																	
AF avg. :		977 Lbs-f																																																																	
AF max. :		1521 Lbs-f																																																																	
Nylon keeper broke *		YES																																																																	
Ambient Dry																																																																			
6 ft FF:		Sample: 3																																																																	
12 ft FF:	X																																																																		
“Zero” force sensor:		YES																																																																	
AF avg. :		994 Lbs-f																																																																	
AF max. :		1600 Lbs-f																																																																	
Nylon keeper broke *		YES																																																																	

TEST REPORT FOR KSTRONG INC.

Report No.: 106406586CRT-001

Date: December 2, 2025

SECTION (TEST)	REQUIREMENT	RESULTS				COMPLIANCE
5	Marking and Reference Literature					
5.1	General Marking Requirements					
5.1.1	Shall be in English					PASS
5.1.2	Required markings shall endure the life of the component, when PSL's are used they shall comply with UL969-89					PASS
5.1.3	Equipment shall be marked with the following:					PASS
	Marking	Comments	YES	NO	NA	
	Part number and model designation		X			
	Year of manufacture		X			
	Manufacturer's name or logo		X			
	Capacity rating		X			
	Serial number		X			
	Standard number		X			
	Warning to follow the manufacturer's instructions included with the equipment at time of shipment from the manufacturer		X			
5.2	Specific marking requirements					
5.2.1	PEA's and EAL's shall be marked with the following:					PASS
	Marking	Comments	YES	NO	NA	
	The fiber used in the material of construction		X			
	The length		X			
	The need to avoid contact with sharp edges and abrasive surfaces		X			
	The need to make only compatible connections		X			
	The maximum elongation		X			
	Restriction, if, any, on the types of components, with which the PEL is designed to be used		X			
	The Avg AF, Max FF distance , and capacity of the PEA on a separate label identical in size, color, and content as fig 17a and 17b		X			
	6 ft FF PEA's shall be in black print on a contrasting white background, fig 17a				X	
	12 ft FF PEA's shall be in white print on a contrasting black background, fig 17b		X			

TEST REPORT FOR KSTRONG INC.

Report No.: 106406586CRT-001

Date: December 2, 2025

SECTION (TEST)	REQUIREMENT	RESULTS	COMPLIANCE			
5.2.2	Y-Lanyard Marking In addition to, Y-Lanyards that fail the Dynamic Hip Test in section 3.2.10 must include a warning on both connecting ends of the lanyard specifically directing users how to safely store the unused leg of the lanyard		PASS			
5.3	General Instruction Requirements					
5.3.1	Instructions shall be in English, and affixed to the equipment at time of shipment from the manufacturer		PASS			
5.3.2	Instructions shall contain the following information:		PASS			
	Instructions	Comments		YES	NO	NA
	A statement that the manufacturer's instructions shall be provided to the users			X		
	Manufacturers name, address, and telephone number			X		
	Manufacturer's part number and model designation for the equipment			X		
	Intended use and purpose of the equipment			X		
	Proper method of use and limitations on use of the equipment			X		
	Illustrations showing locations of markings on the equipment			X		
	Reproduction of printed information on all markings			X		
	Inspection procedures required to assure the equipment is in serviceable condition and operating correctly			X		
	Anchorage requirements			X		
	An illustration of how to calculate free fall distances			X		
	Criteria for discarding equipment which fails inspection			X		
	Procedures for cleaning, maintenance, and storage			X		
	Reference to Z359.13		X			
5.3.3	Instructions shall require that only the equipment manufacturer , or persons or entities authorized in writing by the manufacturer, shall make repairs to the equipment				PASS	
5.3.4	Instructions shall require the user to remove equipment from field service if it has been subjected to the forces of arresting a fall				PASS	

TEST REPORT FOR KSTRONG INC.

Report No.: 106406586CRT-001

Date: December 2, 2025

SECTION 5 REVISION HISTORY

REPORT NUMBER	DATE OF REVISION	DESCRIPTION OF CHANGE:	PROJECT OWNER	REVIEWED BY
104060825CRT-001	09/13/2019	Original	Matthew Stevens	Andrew Rulison
104092990CRT-001	09/27/2019	Extension Report	Matthew Stevens	Andrew Rulison
106406586CRT-001	11/26/2025	Report Revision: Added Model Variants	Alex Smith	Matthew Stevens
106406586CRT-001	12/02/2025	Corrected Company Name & Address	Alex Smith	Matthew Stevens

SECTION 6 PHOTOGRAPHS



UFL201601



UFL201622

TEST REPORT FOR KSTRONG INC.

Report No.: 106406586CRT-001

Date: December 2, 2025

**SECTION 6
PHOTOGRAPHS**



UFL201611



UFL201621

KSTRONG INC.

TEST REPORT

SCOPE OF WORKS

ANSI/ASSP Z359.14-2014 – **ENERGY ABSORBING LANYARD** TESTED FOR LEADING EDGE CAPABILITY (COLD RE-TEST ONLY)

REPORT NUMBER

106406586CRT-002

ORIGINAL REPORT NUMBER

104400142CRT-005

ISSUE DATE

December 2, 2025

PAGES

6

DOCUMENT CONTROL NUMBER

GFT-OP-10a (6-March-2017)

© 2017 INTERTEK





Total Quality. Assured.

TEST REPORT FOR KSTRONG INC.

Report No.: 106406586CRT-002

Date: December 2, 2025

Address
3933 US rt. 11 Cortland, NY 13045

Telephone: 607-758-6246
www.intertek.com

KStrong Inc.
18505 Intercontinental Crossing,
Houston, TX 77073

Report Number..... 106406586CRT-002

Signed Quote Number..... Qu-01583400

PO Number:..... None

Name of Testing Laboratory
Preparing the Report Intertek Testing Services NA Inc.

Test Specification: Cold Retest Only

Standard..... ANSI/ASSP Z359.14-2014

Date(s) of Testing..... 06/09/2020

Product Description: Energy Absorbing Wire Lanyard

Product Type: Energy Absorbing Lanyard

Brand Name: KStrong Inc.

Model Number(s): UFL201601, UFL201622

Additional Models Covered:..... UFL201611, UFL201621

Date(s) Samples Received 05/28/2020

This report is for the exclusive use of Intertek's Client and is provided pursuant to the agreement between Intertek and its Client. Intertek's responsibility and liability are limited to the terms and conditions of the agreement. Intertek assumes no liability to any party, other than to the Client in accordance with the agreement, for any loss, expense or damage occasioned by the use of this report. Only the Client is authorized to permit copying or distribution of this report and then only in its entirety. Any use of the Intertek name or one of its marks for the sale or advertisement of the tested material, product or service must first be approved in writing by Intertek. The observations and test results in this report are relevant only to the sample tested. This report by itself does not imply that the material, product, or service is or has ever been under an Intertek certification program.

TEST REPORT FOR K STRONG INC.

Report No.: 106406586CRT-002

Date: December 2, 2025



SECTION 1

SUMMARY OF TESTING

TESTS COMPLETED	ANSI/ASSP Z359.14-2014 CLAUSE	STATUS
Dynamic Performance (LE) (cold)	3.1.9 & 4.2.8.2	PASS

SECTION 2

This test report concludes the work anticipated in the testing phase of your project. If there are any questions regarding this report please contact the undersigned at 607-753-6711.

COMPLETED BY:	Alex Smith	REVIEWED BY:	Matthew Stevens
TITLE:	Technician	TITLE:	Team Lead
SIGNATURE:		SIGNATURE	
DATE	12/02/2025	DATE:	12/02/2025

Please see attached test data for details.

SECTION 3

TESTING EQUIPMENT CALIBRATION INFORMATION

USED FOR TEST	DESCRIPTION	MANUFACTURER	CONTROL NO.	MODEL NO.	SERIAL NO.	CAL. DATE	CAL. DUE
X	Test Weight	NA	NA	282 lbs	-	VBU	VBU
X	Test Weight	NA	NA	300 Lbs	-	VBU	VBU
X	Load Cell	Interface	L099	-	-	9/26/19	9/26/20
X	Leading Edge Bar	NA	NA	CAT 3	-	Single Use VBU	
X	Tape Measure	Stanley	N1407	25'	-	9/26/19	9/26/20

TEST REPORT FOR K STRONG INC.

Report No.: 106406586CRT-002

Date: December 2, 2025

SECTION 4

SUPPLEMENTAL TEST DATA

SECTION (TEST)	REQUIREMENT	RESULTS	COMPLIANCE		
3.1.9 (4.2.8.2)	DYNAMIC PERFORMANCE: "COLD (-40 C)"			PASS	
	<ol style="list-style-type: none"> 1. Connect 282 lb. weight 2. Drop test weight from a level 5 feet +/- 1 inch 3. Allow weight to swing unrestrained for a period of not less than 10 seconds 4. Record the maximum and average arresting forces 5. Line must retain 1,000 lb. static load after drops 				
	SRL LINE ORIENTATION: PERPENDICULAR				
		SAMPLE: 19	SAMPLE: 20		SAMPLE: 21
	Conditioning in: (2 hrs min)	7:00am	7:00am		7:00am
	Conditioning out: (2 hrs min)	9:20am	9:25am		9:30am
	Lock function shall operate per 3.1.2	NA	NA		NA
	Visual indicator shall activate	YES	YES		YES
	Max. Arrest Force: (lbs.) Class A & B < 1,800 lbs.	1593	1505		1536
	Avg Arrest Force (lbs.): Class A < 1,575 lbs. Class B < 1,125 lbs.	1085	1113		1146
	Arrest Distance (in):	74 ½"	73"		72"
	Retain a minimum of 1,000 lbs of residual tensile strength following the test	YES	YES		YES
	Note* Offset Re-tested on 6/9/2020				
	SRL LINE ORIENTATION: 5' OFFSET				
		SAMPLE: 22	SAMPLE: 23		SAMPLE: 24
	Conditioning in: (2 hrs min)	7:00am	7:00am		7:00am
	Conditioning out: (2 hrs min)	9:45am	9:50am		9:55am
	Lock function shall operate per 3.1.2	NA	NA		NA
	Visual indicator shall activate	YES	YES		YES
	Max. Arrest Force: (lbs.) Class A & B < 1,800 lbs.	1373	1477		1551
Avg Arrest Force (lbs.): Class A < 1,575 lbs. Class B < 1,125 lbs.	993	997	1083		
Arrest Distance (in):	70"	63"	65"		
Retain a minimum of 1,000 lbs of residual tensile strength following the test	YES	YES	YES		

TEST REPORT FOR K STRONG INC.

Report No.: 106406586CRT-002

Date: December 2, 2025

SECTION 5

REVISION HISTORY

REPORT NUMBER	DATE OF REVISION	DESCRIPTION OF CHANGE:	PROJECT OWNER	REVIEWED BY
104400142CRT-005	09/18/2020	Report Extension	Theodore Brown	Matthew Stevens
106406586CRT-002	11/26/2025	Report Revision added variant models	Alex Smith	Matthew Stevens
106406586CRT-002	12/02/2025	Corrected Company Name & Address	Alex Smith	Matthew Stevens

TEST REPORT FOR K STRONG INC.

Report No.: 106406586CRT-002

Date: December 2, 2025

**SECTION 6
PHOTOGRAPHS**



UFL201601



UFL201622



UFL201611



UFL201621