

## KSTRONG EDGE REMOVABLE CONCRETE ANCHOR


AFA930301

KStrong Concrete Anchor is a reusable temporary anchor point designed for use on vertical, or overhead applications.

### Features

- Designed in a way that it can be removed from the structure, without damaging the structure or anchor, thus allowing reuse.
- Can be installed through a pre-defined hole of diameter 18-19mm through a drilling depth of 110mm.
- Simple and easy to use, the flanges are pulled in when the eye of the anchor is pulled allowing the anchor to pass through the hole. When the eye is released, these flanges fan out along the outer part of the concrete wall, and hold the anchor in its place.
- Can be used in concrete, rock or other suitable substrates.
- Not suitable for Abseiling

### How To Use

Refer to User Instruction Manual 

### Metal Components

Cable	:	6mm Galvanized
Clamping Jaws	:	Stainless Steel
Anchor Loop	:	Polyurethane

### Weight

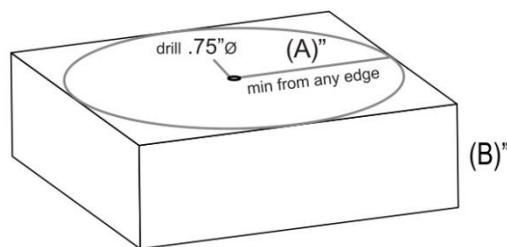
150gm ± 5gm

### System Strength

15kN MBS

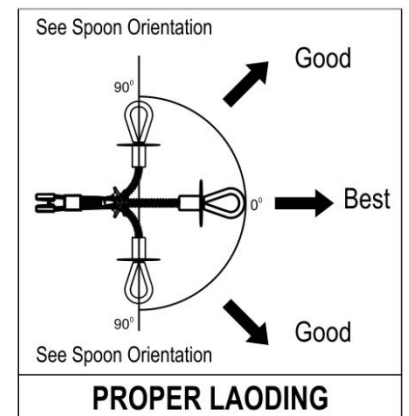
### Relevant Standards

Tested EN 795:2012 Type B & AS/NZS 5532:2013



HOLE DRILLING REQUIREMENT CHART

(A)" Minimum distance from edge/corner	(B)" Concrete thickness
6" (15.3 cm)	12" (30.5 cm)
12" (30.5 cm)	5" (12.7 cm)



CE 0598

PROPER LOADING