


HOW TO SANITIZE YOUR FULL BODY HARNESS




KStrong recommends to follow these simple steps to sanitize your harness before use -

1




Hang the harness or lanyard on a hanger, ensuring that webbings do not overlap.

2




Use a good quality alcohol based spray sanitizer and spray it evenly on the complete product.
(It is recommended to spray from a distance of 1 feet to cover a larger area)

3




Leave it to naturally dry in shade at room temperature.

4



Check with a tissue to ensure it is completely dry.

5



Conduct all pre-use checks on the harness making it ready to use.

It is recommended that fall arrest equipment is for individual use and should not be shared. Please write your name on the harness with a marker at a visible place to make it easily identifiable.

*** For an effective Sanitizer, the alcohol concentration of 60% or higher is recommended***

*** Alcohol based sanitizers do not affect the functionality and performance of the harness***