

KSTRONG EXTREME POLE HOIST DAVIT

AFT751080

The Extreme Pole Hoist System is suitable for Confined Space side entry applications or situations where there is an overhead structure with a rated Anchor point to "hang" the unit from.

Features

- Ideally suited for vertical and horizontal confined Space entries with a suitable anchor point, either located above or with side entry gantry access points with limited overhead clearance.
- Swivel eye at the end of cantilever to be used to be attached to rated anchor point.
- Comes with mounting brackets which are compatible with KStrong winches or Type 3 retrieval Blocks.
- Cantilever arm is adjustable at 3 defined points -refer below.
- Allows the user to remain at a safe distance from any hazards.
- Designed for lifting, lowering and positioning of personnel.
- Fully adjustable feet to ensure the system is level.

How To Use

Refer to User Instruction Manual



Metal Components

Material	:	High Strength Aluminum Alloy
Finish	:	Powder Coated in dual Colour - Black & Grey.
Maximum Load Capacity	:	500 kgs

Weight

13.19 kgs ± 0.10 kgs

System Strength

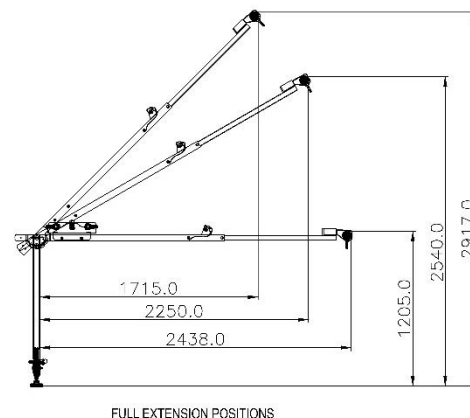
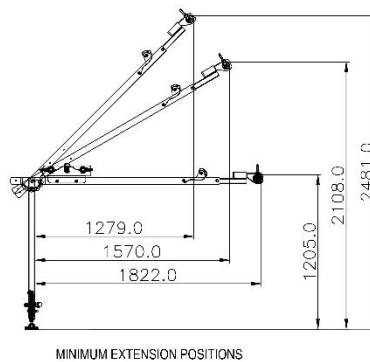
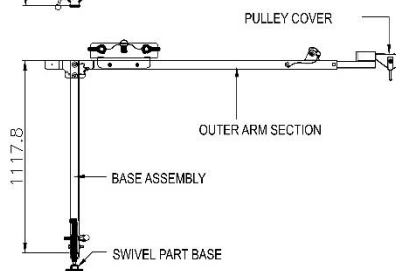
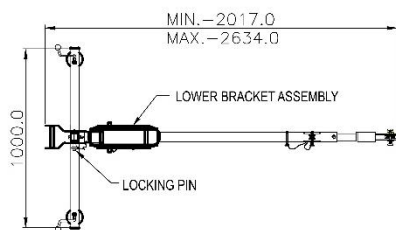
15kN MBS

Relevant Standards

Conforms to EN 795:2012 TYPE A & AS/NZS 5532:2013



MINIMUM EXTENSION (2017mm)			FULL EXTENSION (2634mm)		
POSITION	HEIGHT	REACH	POSITION	HEIGHT	REACH
Lower	2438mm	1205mm	Lower	1822mm	1205mm
Middle	2250mm	2540mm	Middle	1570mm	2108mm
Upper	1715mm	2917mm	Upper	1279mm	2481mm



CE 0598