



USER INSTRUCTION MANUAL
EDGE FIX ANCHOR

THESE INSTRUCTIONS APPLY TO THE FOLLOWING MODEL:

AFA930901

CE 0598
EN 795:2012 Type B and
TS 16415:2013 Type B

Please read and understand the manufacturer's instructions for each component or part of the complete system. Manufacturer's instructions must be followed for proper use, care, and maintenance of this product. These instructions must be retained and be kept available for the user's reference at all times. Alterations or misuse of this product, or failure to follow instructions, may result in serious injury or death.

Note: The user is advised to keep this user instructions document for the life of the product.

- INTRODUCTION:** This Anchor is classed as a Personal Protective Equipment (PPE) by the European PPE Regulation (EU)2016/425 and have been shown to comply with this Directive through the Harmonized European Standard EN 795:2012, Type B and TS 16415:2013 Type B (4 users).
This Anchor is designed to minimise the risk of/provide protection against the danger of falling from heights. However, always remember that no item of PPE can provide full protection and care must always be taken while carrying out the risk related activity.
- PERFORMANCE AND LIMITATIONS OF USE:** The Anchor has been tested in accordance with EN 795:2012, Type B and TS 16415:2013 Type B (4 users) and has achieved the following performance levels.

EN 795 : 2012, Type B	Result/Comment
General (Clause 4.1)	(PASS)
Static Strength (Clause 4.4.2.3)	Sustained a force of 12 kN for 3 Min. (PASS)
Dynamic Strength (Clause 4. 4.2.2)	When tested with rigid steel mass of 100 kg, the test mass held after test with the remaining stable throughout. (PASS) Load Direction 1- Peak force of 8.1kN; Maximum deflection 20mm; Displacement Point 17mm
Corrosion Resistance (Clause 4.2.2.2)	No corrosion evident after 48 hours of salt spray testing (PASS)

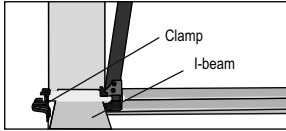
TS16415:2013 Type B Test	General Requirement
General Requirement Clause 4.1	Pass
Specific Requirement	
Dynamic Strength & Integrity test Clause 4.2.2.1	Drop #01 with 200kg mass Peak Force 8.8kN & Max Deflection 100mm
	Drop #02 Peak Force 8.1kN & Max Deflection 100mm
	Drop #03 with 100kg mass Peak Force 8.1 kN & Max Deflection 100 mm Following Dynamic Test 900kg load sustained for 3 mins without failure)
Static Strength Test Clause 4.2.1.2	Sustained a Static Load of 13kN (4 users) for 3 mins without failure

Conforms to EN795:2012 Type B (For 1 user) and TS16415:2013 Type B (for 4 users).

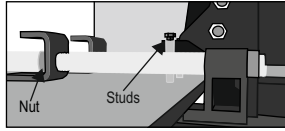
- APPLICATION:** Portable and extremely easy to install Anchor Post for installation of Horizontal Line on steel construction I-Beam section.
- INSPECTION :** Visually inspect the system before each use to ensure that it is in a serviceable condition and is operating correctly. If during inspection, doubts are raised about the safety of the system or a component, these should be replaced either by the manufacturer or a competent person.
- PRECAUTIONS:**
 - Ensure the Medical condition of the user does not affect his safety in normal and emergency use.
 - The equipment shall only be used by a person trained and competent in its safe use.
 - A rescue plan shall be in place to deal with any emergencies that could arise during the work.

6. INSTALLATION:-

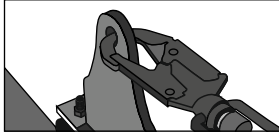
Follow below steps for Installation of Edge Fix Anchor-



Place the anchor onto the I beam while the clamps are loosened and slide it in so as to fit the size of I beam.



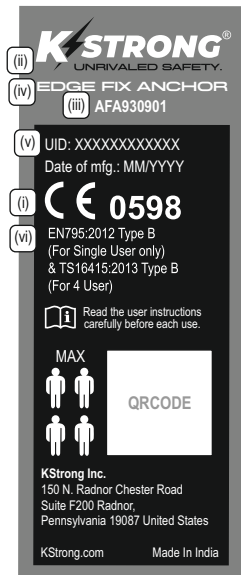
Tighten the clamps to the fullest with help of Studs & Nut and ensure that the anchor is in desired upright position.



Now, the eye of the anchor is ready to used as individual anchorage point.

- 7. ANCHORAGE STRENGTH:** Ensure that the structure on to which the anchor is fitted is strong enough to withstand a load of 12 kN.
- 8. COMPATIBILITY :** To optimise protection, in some instance it may be necessary to use the anchorage sling with suitable PPE such as: boots/gloves/helmet and ear protection. In this case, before carrying out the risk-related activity, consult your supplier to ensure that all your protective products are compatible and suitable for your application.
- 9. LIMITATIONS:**
- It should be the personal property of its user.
 - It should not be used in highly acidic or basic environments.
 - The anchor has been tested to EN 795:2012, Type B and TS 16415:2013 Type B (4 users) and is appropriate for four persons working simultaneously.
 - Ensure that the Anchor is installed directly above the user's head.
 - Ensure that the equipment is compatible with other items when assembled into a system.
 - It is essential to verify the free space required beneath the user at work place before each occasion of use, so that in case of a fall there will be no collision with ground or other obstacle in the fall path.
 - It is essential for the safety of user that if the product is resold outside the original country of destination, the reseller shall provided instruction for use, for maintenance, for periodic examination and for repair in the language of the country in which product in to be used.
 - Anchor device should only be used for personal fall protection equipment and not for lifting equipment.
- 10. REPAIR :** If the product becomes damaged, it will NOT provide the optimum level of protection, and therefore should be immediately removed from service. It needs to be inspected to see if it is replaced or repaired. Never use the damaged product. Repair is only permitted by the manufacturer or a nominated repair centre or individual approved by the manufacturer.
- 11. CLEANING and MAINTENANCE :** In case of minor soiling, wipe the anchor with cotton cloth or a soft brush. Do not use any abrasive material. For intensive cleaning wash the anchor in water at a temperature between 30°C to 60°C by using a neutral detergent (pH 7). The washing temperature should not exceed 60°C. Do not use acidic or basic detergents.
- 12. STORAGE AND TRANSPORT :** When not in use, store the anchor away from heavily acidic or basic environment. Never place heavy items on top of it. Also, ensure that it is stored away from chemically hazardous environment preferably storage should be in dry environment.
- 13. WITHDRAWAL FROM USE :** If the system has been used to arrest a fall, it should be removed from service and returned to the manufacturer or a competent repair centre for servicing and retest.
- 14. WARNING:**
- Do not make any alterations or additions to the equipment without the manufacturer's prior written consent and that any repair shall only be carried out by personnel trained by the manufacturer and duly authorized by him.
 - The equipment shall not be used out side its limitation, or for any purpose other than that for which it is intended.

PRODUCT MARKING



The Anchor is marked with :

- (i) The CE mark showing that the product meets the requirements of the PPE Directive (EU)2016/425
- (ii) Identification of the manufacturer
- (iii) Type or item code marking
- (iv) Item description
- (v) UID for traceability
- (vi) Norm Reference.

LIFESPAN: The estimated product Lifespan is 10 years from the date of manufacture. The following factors can reduce the Lifespan of the product: intense use, contact with chemical substances, specially aggressive environments, extreme temperature exposure, UV exposure, abrasions, cuts, violent impacts, bad use or maintenance.

DISCLAIMER: Prior to use, the end user must read and understand the manufacturer's instructions supplied with this product at the time of shipment and seek training from their employer's trained personnel on the proper usage of the product. Manufacturer is not liable or responsible for any loss, damage or injury caused or incurred by any person on grounds of improper usage or installation of this product.

EQUIPMENT RECORD				
Product				
Model & type/Identification		Trade Name		Identification number
Manufacturer		Address		Tel, email into use
Year of manufacture		Purchase Date		Date first put into use
Other relevant information (eg. document number)				
PERIODIC EXAMINATION AND REPAIR HISTORY				
Date	Reason for entry (periodic examination or repair)	Defects noted, repairs carried out and other relevant information	Name and signature of competent person	Periodic examination next due date

Certification Body:

SATRA Technology Europe Ltd, Bracetown Business Park, Clonee, Dublin D15 YN2P Ireland (Notified Body 2777)

Ongoing Assessment Body:

SGS Fimko Oy, Takomotie 8, FI-00380 Helsinki, Finland (Notified Body 0598)

For EU Declaration, please visit <https://kstrong.com/asia/eu-declaration-form/>



KStrong Inc.
 150 N. Radnor Chester Road Suite F200
 Radnor, Pennsylvania 19087 United States
 Contact number : 1-833-KSTRONG

www.kstrong.com

USA	South America	ASIA
-----	---------------	------

AKS-SAF930901-110121-v2