



BRUTE
SERIES

USER INSTRUCTION MANUAL
RETRACTABLE FALL ARRESTERS

THESE INSTRUCTIONS APPLY TO THE FOLLOWING MODEL:

AFS510003.5, AFS510006, AFS510010, AFS510020, AFS510030,
AFS550003.5, AFS550006, AFS550012



II 2G
Ex h IIC T6 Gb

CE 0598
EN 360:2002

Please read and understand the manufacturer's instructions for each component or part of the complete system. Manufacturer's instructions must be followed for proper use, care, and maintenance of this product. These instructions must be retained and be kept available for the user's reference at all times. Alterations or misuse of this product, or failure to follow instructions, may result in serious injury or death.

Note: The user is advised to keep this user instructions document for the life of the product.

The Brute Range of Retractable Fall Arrester is classed as a Personal Protective Equipment (PPE) by the European PPE Regulation (EU) 2016/425 and has shown to comply with this Regulation through the Harmonized European Standard EN 360:2002.

This Retractable Fall Arrester is designed to minimise the risk of/provide protection against the danger of falling from heights. **However, always remember that no item of PPE can provide full protection and care must always be taken while carrying out the risk related activity.**

1. PERFORMANCE AND LIMITATIONS OF USE:

The equipment has been tested in accordance with EN 360:2002 and has achieved the following performance levels :

EN 360:2002 test	Result/Comment
Clause 4.1 Design & Ergonomics	Achieves required performance as stated in EN 360:2002 (PASS). Lanyard free from sharp or excessively abrasive surface (PASS). No unnecessary features which add significantly to overall mass (Pass).
Clause 4.2 Materials & Construction	Lanyard end terminated with a loop, for connection to harness and fall arrest system (PASS). Lanyard meets static strength requirement (PASS).
Clause 4.4 Static Strength (EN 364:1993)	12kN sustained for 3 minutes without failure (Wire) (PASS). 15kN sustained for 3 minutes without failure (Webbing) (PASS).
Clause 4.5 Dynamic Performance (EN 364:1993)	When tested with the test mass of 140 kg, The Arrest force <6.00 kN, Arrest distance <2.00 m (PASS).
Clause 4.7 Corrosion Resistance (EN 364:1993)	Corrosion test in accordance with ISO 9227:1990-24 hours (PASS).

2. POSSIBLE USAGE: This Retractable Fall Arrester can be used as a part of a fall arrest system or as a part of a restraint system. If using as a part of fall arrest system, a suitable anchor point (Above the user's head, at least 12kN) shall be used. Attachments to the anchor points and other equipment shall be made using oval karabiners to EN 362. The equipment is to be used specifically in vertical condition.

3. MATERIAL OF THE RETRACTABLE FALL ARRESTER -

- for wire rope block - 4.5mm dia Galvanized steel wire.
- for webbing block - 25mm polyester textile webbing .

4. INSTRUCTIONS FOR USES:

STEP 1 : Connect the anchorage eye at the top of the Retractable Fall Arrester to a suitable anchorage point situated above the user's head using karabiners as per EN 362 & ensure the karabiners are locked.

STEP 2 : Now connect the swivel hook of the equipment to the attachment element of your full body harness and ensure that it is locked. You are now safe to move up & down in normal speed. In the event of a fall, the Retractable Fall Arrester locks & also minimises the impact forces on the body of the user.

5. WARNING :

- Ensure the medical condition of the user does not affect his safety in normal and emergency use.
- The Retractable Fall Arrester shall only be used by a person trained and competent in its safe use.
- A rescue plan shall be in place to deal with any emergencies that could arise during the work.
- Do not make any alterations or additions to the Retractable Fall Arrester without the manufacturer's prior written consent and that any repair shall only be carried out by personnel trained by the manufacturer & duly authorized by him.
- The Retractable Fall Arrester shall not be used outside its limitation, or for any purpose other than that for which it is intended.

6. ADVICE & INFORMATION :

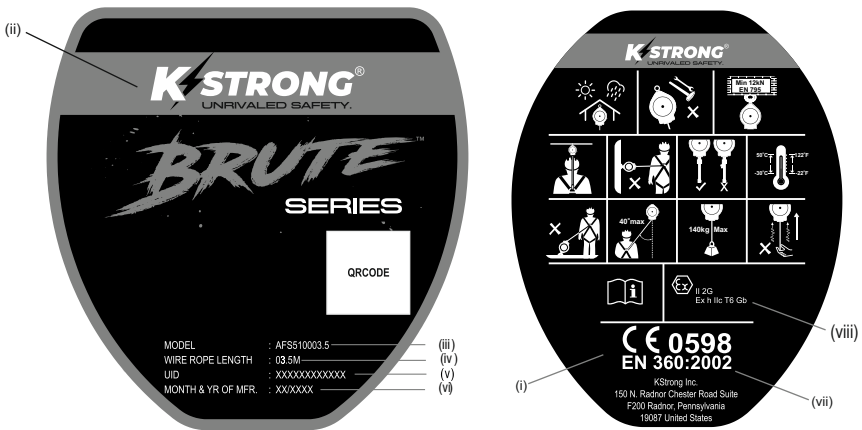
- The Retractable Fall Arrester should be the personnel property of the user.
- Ensure that the Retractable Fall Arrester is compatible with other items when assembled into a system.
- Usage with other non compatible items may be dangerous & hazardous as the safe function of one item may be affected or interferes with the safe function of another.
- The user should carry out a pre-use check of the Retractable Fall Arrester, to ensure that it is in a serviceable condition and operates correctly before it is used.
- The pre-use check shall involve checking of any wear or abrasion on wire ropes/webbing and sign of corrosion if any on metal parts or any breakage of the casing.
- Withdraw from use immediately if there is any doubt about its safe condition or if it has already arrested a fall, the equipment shall not be used again until confirmed in writing by a competent person that it is acceptable to do so.
- Ensure that the strength of the anchor device is greater than 12kN.
- Use karabiners conforming to EN 362 for connecting to the anchor points.
- It is advisable to use the dorsal attachment D-Ring of the harness for connection to the Retractable Fall Arrester.
- However if it is not possible for any reason, the chest attachment element may also be used.
- It is essential to verify that a minimum 4ms height of free space is available below the user's feet & the ground level at the work place, so that in case of a fall, there will be no collision with the ground or other obstacle in the fall path.
- User is advised to keep the User Instructions document for the life of the product.
- Following conditions may be hazardous & may affect the performance of Retractable Fall Arrester:-
 - Extreme temperature
 - Trailing or looping of Lanyards over sharp edges.
 - Extreme acidic or basic environments.
 - Abrasive or sharp edge structures which can damage the equipment.
 - Pendulum falls.

- Ensure that manufacturer's packing is used during transportation to prevent damage. In case original packing is not available, use polybag which is sealed to prevent moisture.
- It is essential for the safety of the user that if the product is resold outside the original country of destination, the reseller shall provide instruction for use, for maintenance, for periodic examination and for repair in the language of the country in which product is to be used.
- This is advised that annual inspection should be done by a competent person & if any discrepancy is found in product service will be done at authorized service center only.

7. INSTRUCTION FOR MAINTENANCE :

- In case of minor soiling, wipe the equipment with cotton cloth or soft brush. Do not use any abrasive material. For intensive cleaning wash in water at a temperature between 25°C to 50°C using a neutral detergent. It should be allowed to dry by itself and be kept away from open fire or any other source of heat, Avoid direct sunlight.
- Store in cool dry place, preferably away from moisture, direct sunlight, extra acidic or basic conditions & sharp edges.

MARKING:



MARKING EXPLANATION

The Retractable Fall Arrester is marked with:

- (i) The CE mark showing that the product meets the requirements of the PPE Regulation (EU) 2016/425
- (ii) Identification of manufactures
- (iii) Type or product code
- (iv) Wire Rope Length
- (v) UID for traceability
- (vi) Month/Year of Manufacture
- (vii) Norm & Year
- (viii) Atex marking

ICON EXPLANATION

Keep away from sunlight or heavy rains.



Ensure that the anchorage point has strength of min 12kN.



Ensure that the max angle between the vertical & the lanyard is 40°.



Ensure that wire rope has no cuts or abrasion marks before use



Once the wire rope has been reeled out, do not leave it suddenly to retract inside on its own, let it go inside gradually by guiding it slowly inside.



Can not be used for horizontal applications.



Connect the lanyard to the Dorsal attachment element of your harness.



Use between temperature range of -30°C to + 50°C.



To be used by person weighing upto than 140 kgs.



Do not attempt repair unless trained by the manufacturer.



Can not be use at foot level.



Read the instructions carefully before use

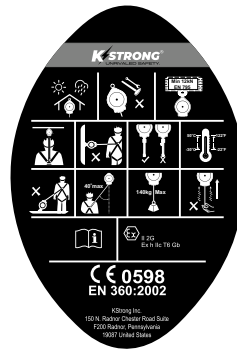
AFS550003.5



AFS550006



AFS510006



AFS510010




AFS510020



AFS510030



AFS550012



LIFESPAN: The estimated product Lifespan is 10 years from the date of manufacture. The following factors can reduce the Lifespan of the product: intense use, contact with chemical substances, specially aggressive environments, extreme temperature exposure, UV exposure, abrasions, cuts, violent impacts, bad use or maintenance.

DISCLAIMER: Prior to use, the end user must read and understand the manufacturer's instructions supplied with this product at the time of shipment and seek training from their employer's trained personnel on the proper usage of the product. Manufacturer is not liable or responsible for any loss, damage or injury caused or incurred by any person on grounds of improper usage or installation of this product.

EQUIPMENT RECORD				
Product				
Model & type/Identification		Trade Name		Identification number
Manufacturer		Address		Tel, email into use
Year of manufacture		Purchase Date		Date first put into use
Other relevant information (eg. document number)				
PERIODIC EXAMINATION AND REPAIR HISTORY				
Date	Reason for entry (periodic examination or repair)	Defects noted, repairs carried out and other relevant information	Name and signature of competent person	Periodic examination next due date

Certification Body :

SATRA Technology Europe Ltd, Bracetown Business Park, Clonee, Dublin D15 YN2P Ireland (Notified Body 2777)

Ongoing Assessment Body:

SGS Fimko Oy, Takomotie 8, FI-00380 Helsinki, Finland (Notified Body 0598)

For EU Declaration, please visit <https://kstrong.com/asia/eu-declaration-form/>



KStrong Inc.
150 N. Radnor Chester Road Suite F200
Radnor, Pennsylvania 19087 United States
Contact number : 1-833-KSTRONG

KStrong.com

USA South America ASIA
